

# WHEN MOBILITY IS NOT A PRIVILEGE BUT A WAY TO ESCAPE



**Before the full-scale war very  
small amount of Ukrainian  
students have an experience of  
academic mobility**



**Now... We observe the biggest  
wave of going out students in  
Ukraine's history.**

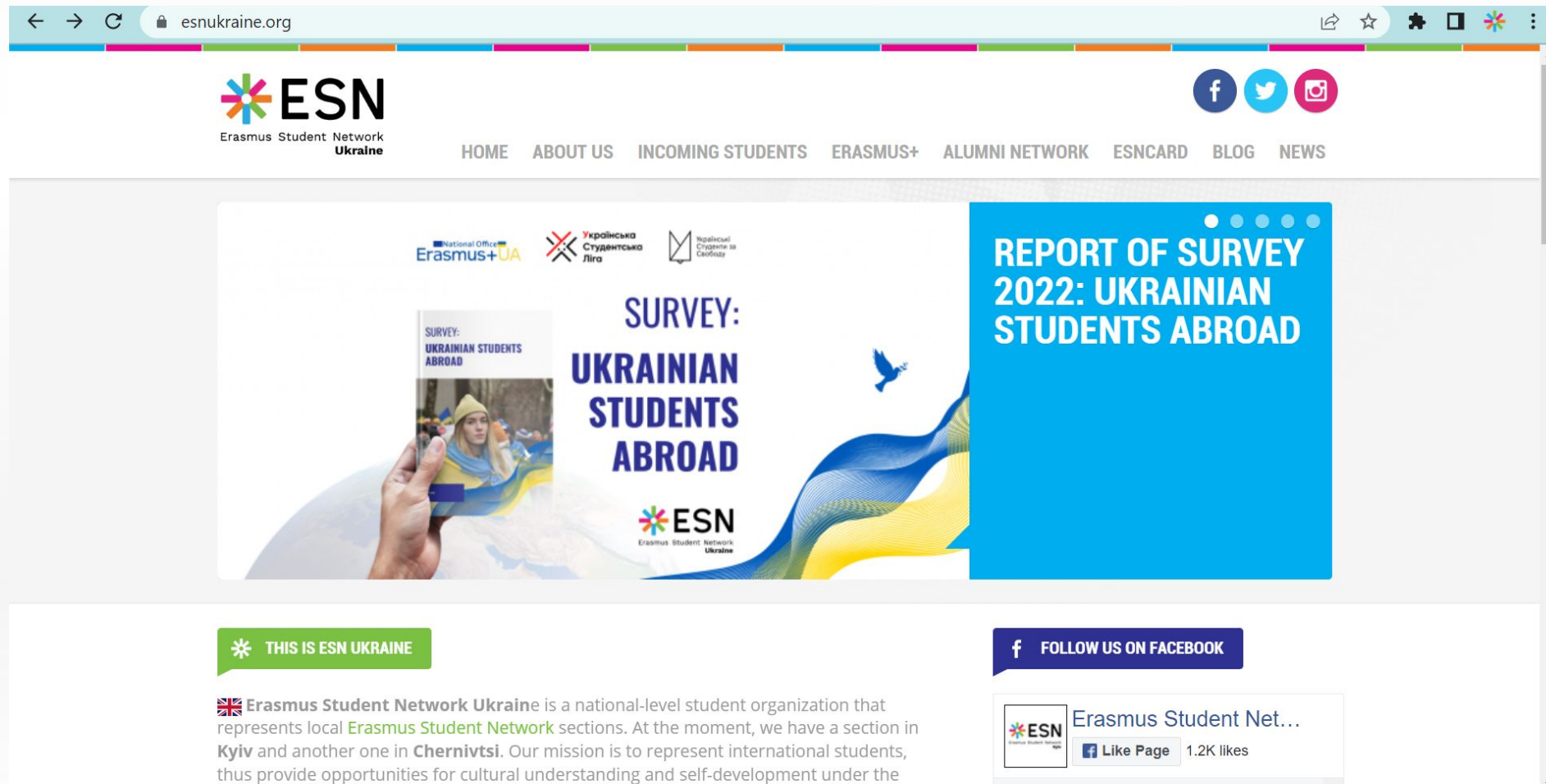


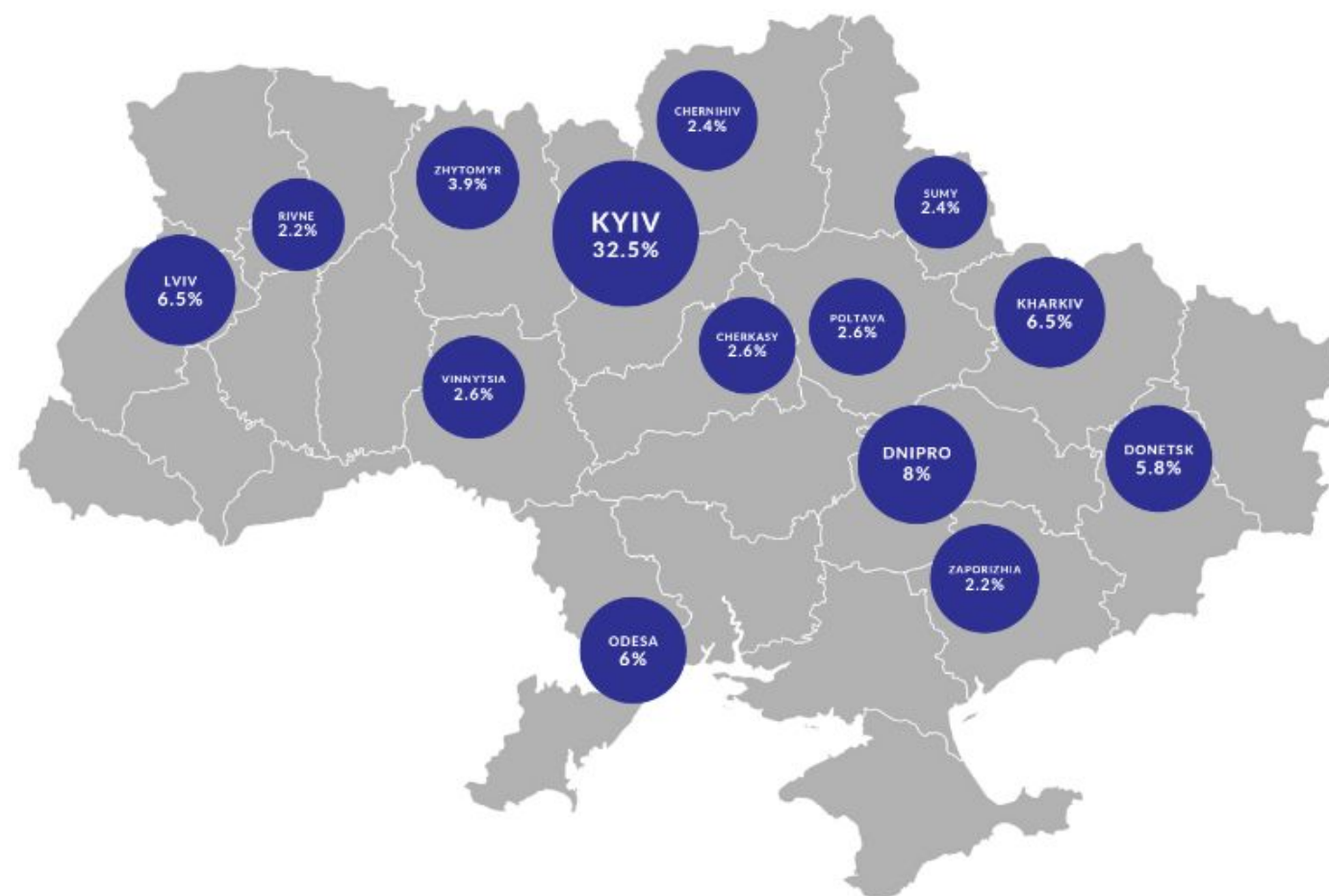
# Together with key student organisations we launched the survey to understand:

- what problems abroad our students face with
- how we can handle it
- what recommendations we need to present to institutions



# Here is only some insights. Find out more on our web site:







# EDUCATION AND THE CURRENT MOOD OF STUDENTS

*"I don't know... Just tired, sorry"*

— the answer of one of the respondents  
when asked about future plans

More than 50% of respondents study in the first and second years of bachelor's degree, which is due to the biggest activity of students at this age.

**Figure 4. Year of study:**

- 1st year (1st year of bachelor) — 30.5% (142 people)
- 2nd year (2nd year of bachelor) — 27.5% (128 people)
- 3rd year (3rd year bachelor) — 20.5% (95 people)
- 4th year (4th year of bachelor) — 13.5% (62 people)
- 5th year (1st year of master's degree) — 5% (22 people)
- 6th year (2nd year of master's degree) — 2.5% (12 people)
- Did not answer — 0.5% (3 people)

*"So far I'm studying remotely, I don't know about the future. Because my house is gone, and I lived in a dormitory in Kharkiv."*

Out of 464 respondents:

44% of respondents said that they are in Ukraine, of which 37% said they did not decide where to continue their studies, and 22% are confident in continuing their studies in Ukraine.

*Figure 8. **Students' location:***

- 44% in Ukraine (204 people)
- 56% not in Ukraine (260 people)

Students' location



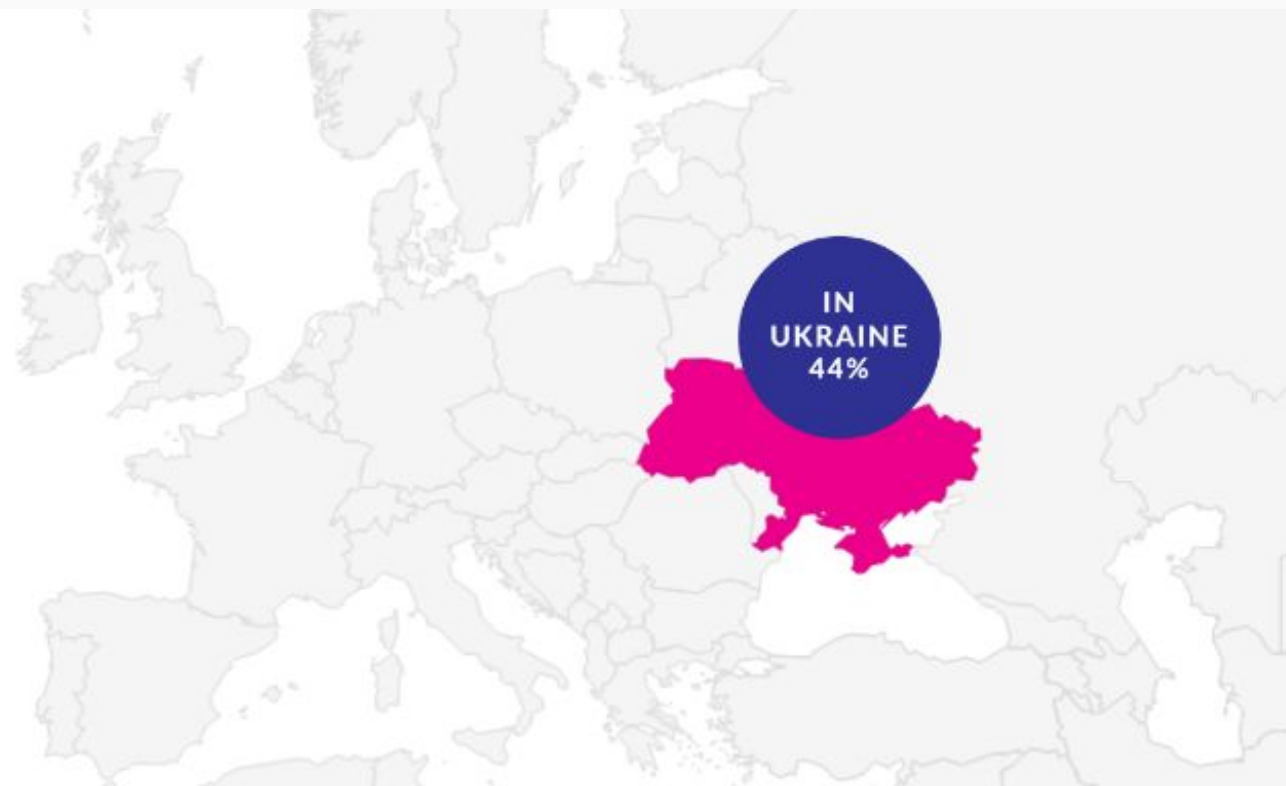
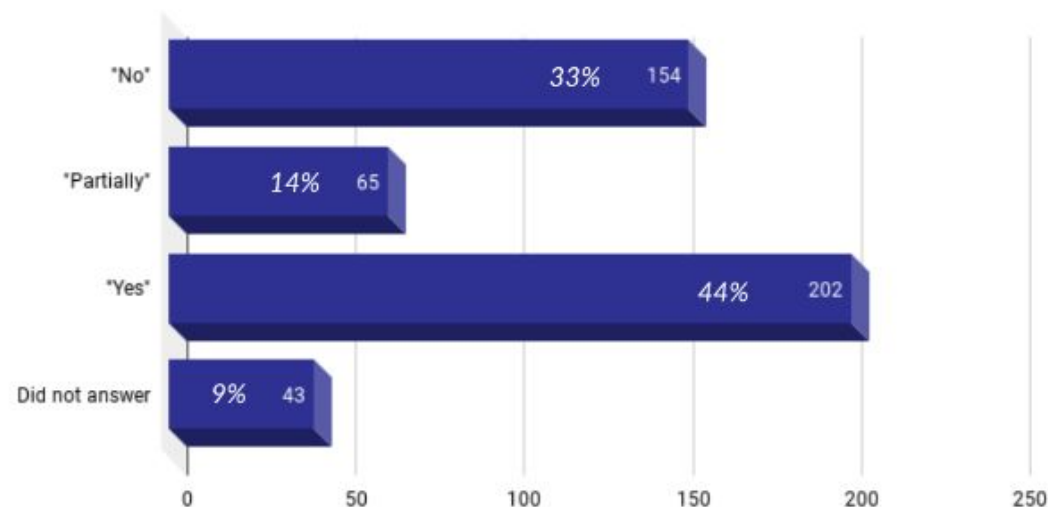


Figure 15. ***"I feel the need for help with legal issues and other issues of living abroad."***:

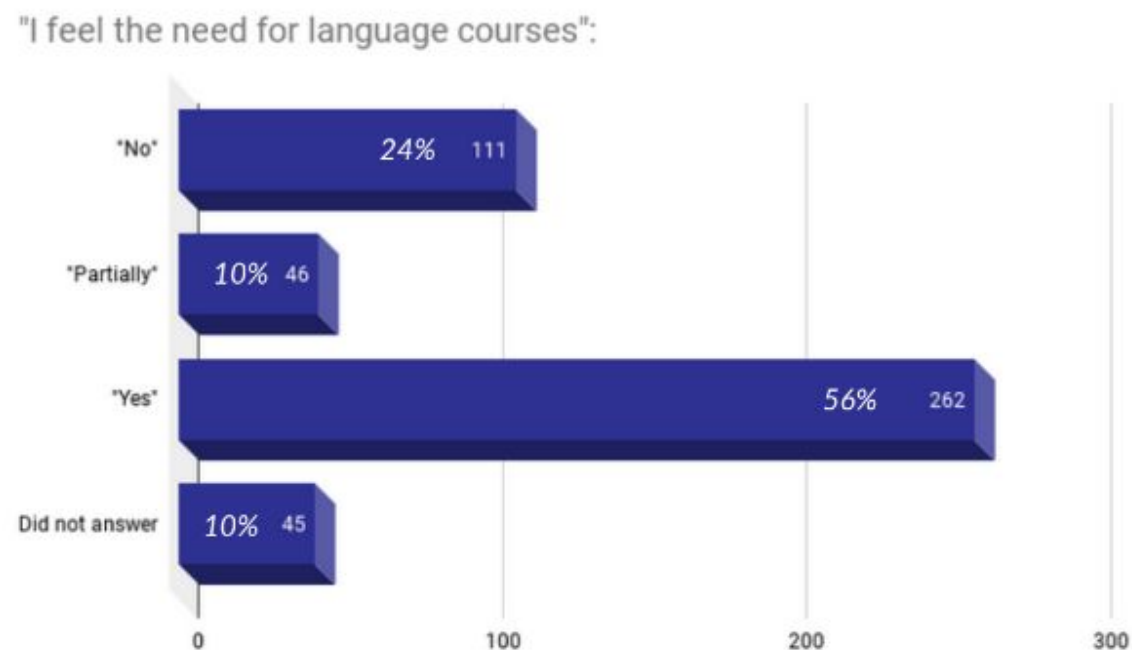
- "No" – 33% (154 people)
- "Partially" – 14% (65 people)
- "Yes" – 44% (202 people)
- Did not answer – 9% (43 people)

"I feel the need for help with legal issues and other issues of living abroad.":



**Figure 18. "I feel the need for language courses":**

- "No" – 24% (111 people)
- "Partially" – 10% (46 people)
- "Yes" – 56% (262 people)
- Did not answer – 10% (45 people)



HEI creates difficulties for students:

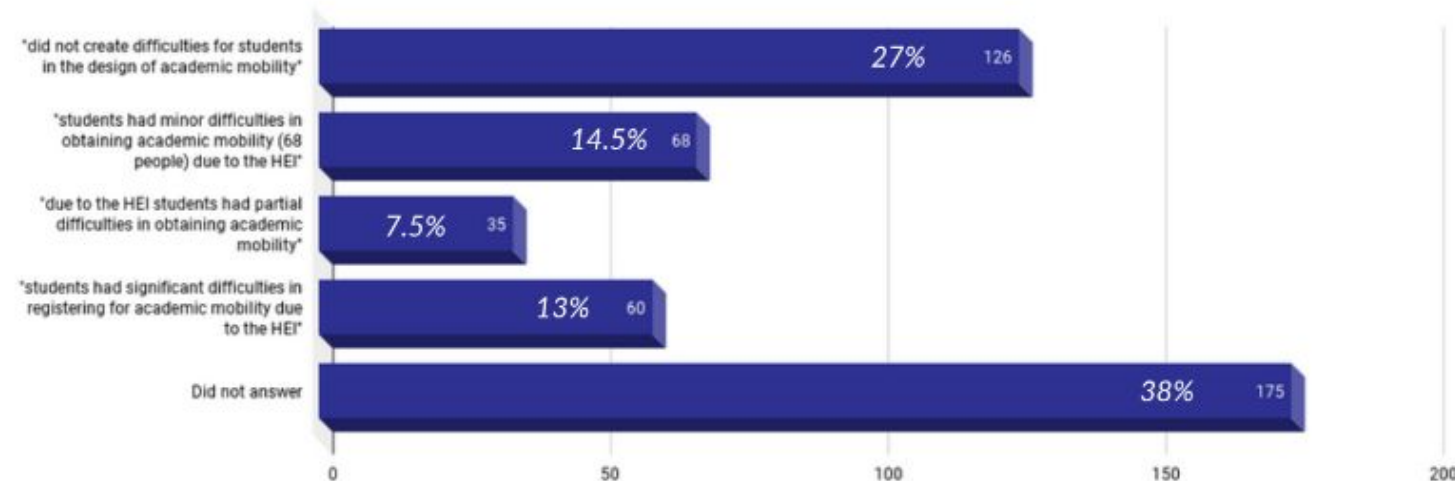


Figure 23. *HEI creates difficulties for students*

***“It seems that Ukrainian HEI lacks administrative resources and clarity of mechanisms for effective processing of students' needs in academic exchanges.”***

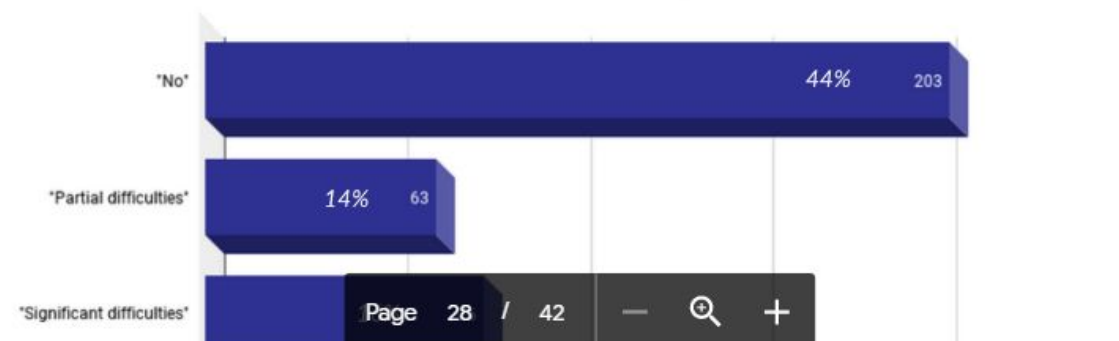
***"I do not have enough information on how to  
continue free education abroad.  
I do not have the resources.  
There is little information to make a decision."***

In total, 30% of respondents said that they had encountered significant or partial difficulties and criticism regarding the organisation of the educational process or enrollment abroad.

**Figure 27. "I have difficulties, wishes, criticism of the educational process abroad":**

- "No" – 44% (203 people)
- "Partial difficulties" – 14% (63 people)
- "Significant difficulties" – 16% (76 people)
- Did not answer – 26% (122 people)

"I have difficulties, wishes, criticism of the educational process abroad":





**Erasmus+ and other programmes took a HUGE step in providing Ukrainian students with opportunities to escape and keep developing.**

**But mobility is still a privilege of more experienced people with more human and material resources.**



# Find out more on our web site

