




Erasmus+



Erasmus+ Key Action 1: Higher education student and staff mobility between Programme and Partner Countries (International Credit Mobility)

Ukraine

Results from the 2015 Call - First round of applications

For over 25 years, Europe has funded the Erasmus programme, which has enabled over 3 million European students to spend part of their studies in another higher education institution (HEI) elsewhere in Europe. Erasmus+ now opens up these opportunities to individuals and organisations from other parts of the world. Through the new Erasmus+ International Credit Mobility action, European HEIs can now apply to their National Agency to set up mobility agreements with their counterparts in Partner Countries around the world, to send and receive students, doctoral candidates and staff. These mobility projects aim to help individual learners acquire skills, to support their professional development and deepen their understanding of cultures. They also aim to increase the capacities, attractiveness and international dimension of the organisations taking part.

National Agencies have now completed the first round of the 2015 selection of projects that will organise international higher education mobility for over 22,000 students and staff under Erasmus+. Under these EU-funded projects, over 2800 participants from Eastern partnership countries will come to study or teach in a Programme Country in Europe, while over 600 students and staff will go to one of the Eastern partnership countries. Of these more than 1300 Ukrainians will travel to Europe, and over 250 Europeans will go to Ukraine. Overall, the selected projects plan that some 60% of the mobility will be for students and 40% for staff. These first round results represent about three quarters of the mobility agreements that the programme ultimately aims to fund under the 2015 call. A final update will be provided in January, when the results of the second round of applications are announced, providing the full picture of both rounds.

The selection results are available on the Erasmus+ website:

http://ec.europa.eu/programmes/erasmus-plus/news/2015/0824-international-credit-mobility-selection_en.htm

For the results per National Agency, please consult the National Agency's website:

http://ec.europa.eu/education/tools/national_agencies_en.htm

Ukraine in the region

- Total budget available for Eastern partnership countries in 2015: 19 970 216 euro
- Total percentage of budget spend after the first call: 68%
- Number of applications involving Ukrainian HEI: 291

	Grant awarded	Number of participants
Ukraine	€6.413.941	1.661
Georgia	€2.985.336	715
Azerbaijan	€1.194.556	318
Belarus	€1.115.698	312
Armenia	€997.911	258
Moldova (Republic of)	€899.019	264
Total	€13.606.461	3.528

Table 1: Grants awarded to the 6 Eastern Partnership countries after first round of 2015 call and number of individual mobilities funded

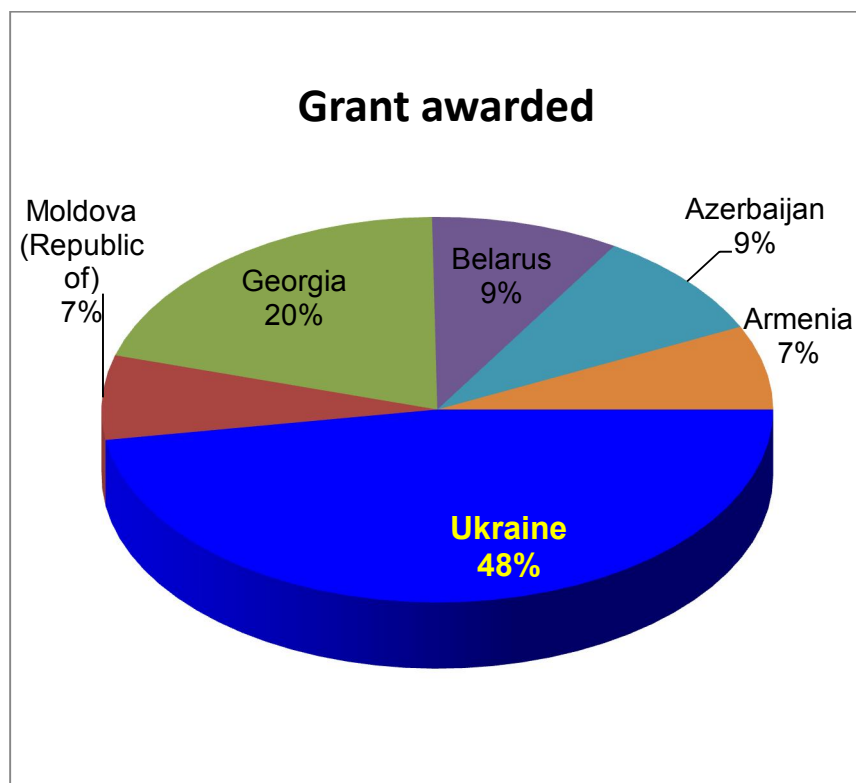


Figure 1: Title distribution of grants awarded to the Eastern Partnership countries after first round of 2015 call

	Incoming (to Europe)	Outgoing (from Europe)	Percent Incoming (to Europe)
Ukraine	1.388	273	84%
Georgia	563	152	79%
Azerbaijan	237	81	75%
Belarus	247	65	79%
Moldova (Republic of)	237	27	90%
Armenia	218	40	84%
Total	2.890	638	82%

Table 2: Number of participants going from and to the Eastern Partnership countries

Ukraine - Participant profile

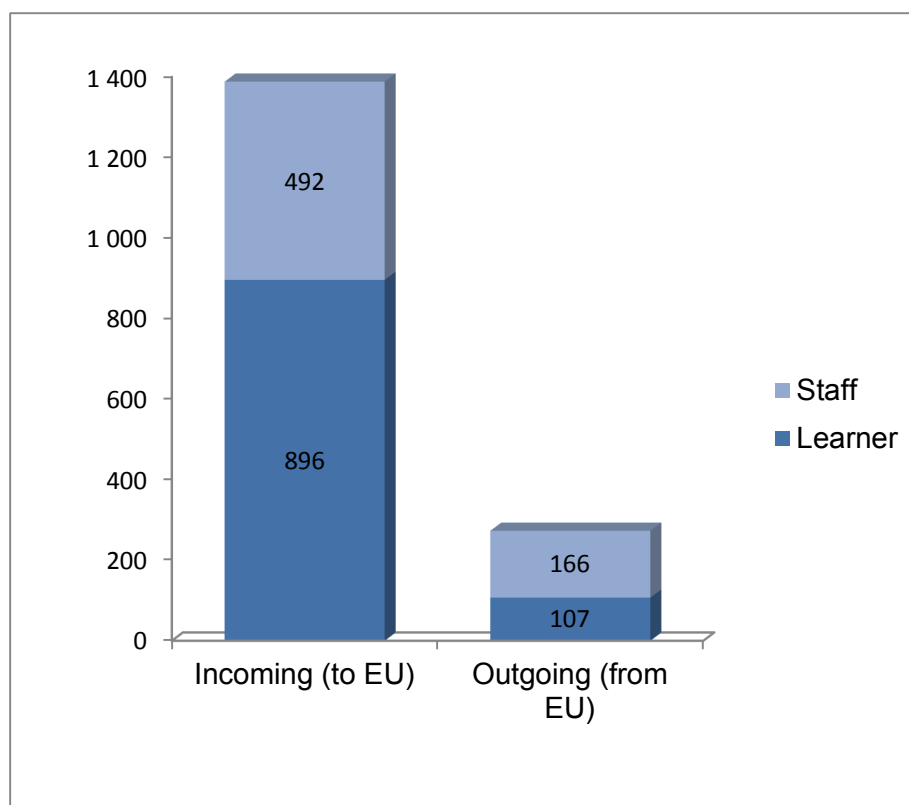


Figure 2 Number of incoming and outgoing participants and distribution between staff and learner

Participating Programme Countries

	Programme Country	Grant	Participants	% participants incoming to programme country
Ukraine	Germany	€1.234.679	244	78
	Italy	€963.635	241	88
	Poland	€770.212	256	86
	Spain	€484.819	121	86
	Czech Republic	€377.464	96	92
	France	€375.455	70	83
	Belgium	€212.435	48	79
	Turkey	€196.726	47	83
	Hungary	€173.896	57	75
	Norway	€161.604	35	94
	Slovakia	€156.018	48	88
	Netherlands	€150.966	35	83
	Bulgaria	€139.564	51	73
	Finland	€138.090	42	86
	Greece	€137.262	42	81
	Romania	€132.416	39	95
	Sweden	€123.265	28	79
	Latvia	€99.146	36	81
	Austria	€85.938	31	61
	Portugal	€84.597	17	94
	Lithuania	€64.964	24	71
	Luxembourg	€44.220	16	81
	Estonia	€38.787	15	87
	Slovenia	€25.883	7	86
	Denmark	€21.335	7	86
	Cyprus	€17.230	6	83
	Iceland	€3.335	2	50
Total	27	€6.413.941	1.661	Average: 82%

Table 3: Total amount of grant awarded and number of participants per programme country

Participating Ukrainian institutions

Total number of participating HEIs: 127

Uzhhorod National University
Odessa I.I. Mechnikov National University
Kyiv National Linguistic University
Bukovinian State Medical University
Dnipropetrovsk National University
Ivan Franko National University of Lviv
Taras Shevchenko National University Of Kyiv
Zaporizhzhya National University
Krok University
Lutsk National Technical University
Alfred Nobel University
Chernivtsi National University
Lviv Polytechnic National University
Sumy state university
National Technical University Of Ukraine - "Kyiv Polytechnic Institute"
National Technical University - Kharkiv Polytechnic Institute
Pryazovskyi State Technical University (PSTU) Mariupol
V.N. Karazin Kharkiv National University
National University of Kyiv-Mohyla Academy (NaUKMA)
Donetsk National University
National University Of Life And Environmental Sciences Of Ukraine - Kiev

Table 4: Participating Ukrainian higher education institutions involved in 3 or more projects