



Europe Day in Ukraine

2024

Tune the nature

Спікер: Юлія Троян, Хмельницький ліцей №16



Мета:

- розвиток цифрових, культурних та мовленнєвих компетентностей учнів;
- навчати учнів працювати в команді, входити до групи або колективу та робити свій внесок;
- вчити учнів поважати та піклуватись про довкілля та природу;
- розвивати навички письма та мовлення.

Шкільні предмети: біологія, англійська мова, література, основи здоров'я, інформатика, образотворче мистецтво

Мова проєкту - англійська

Корисні інструменти: чат, PowerPoint, Canva, TwinSpace, відеоконференція, video editors

Очікувані результати проєкту

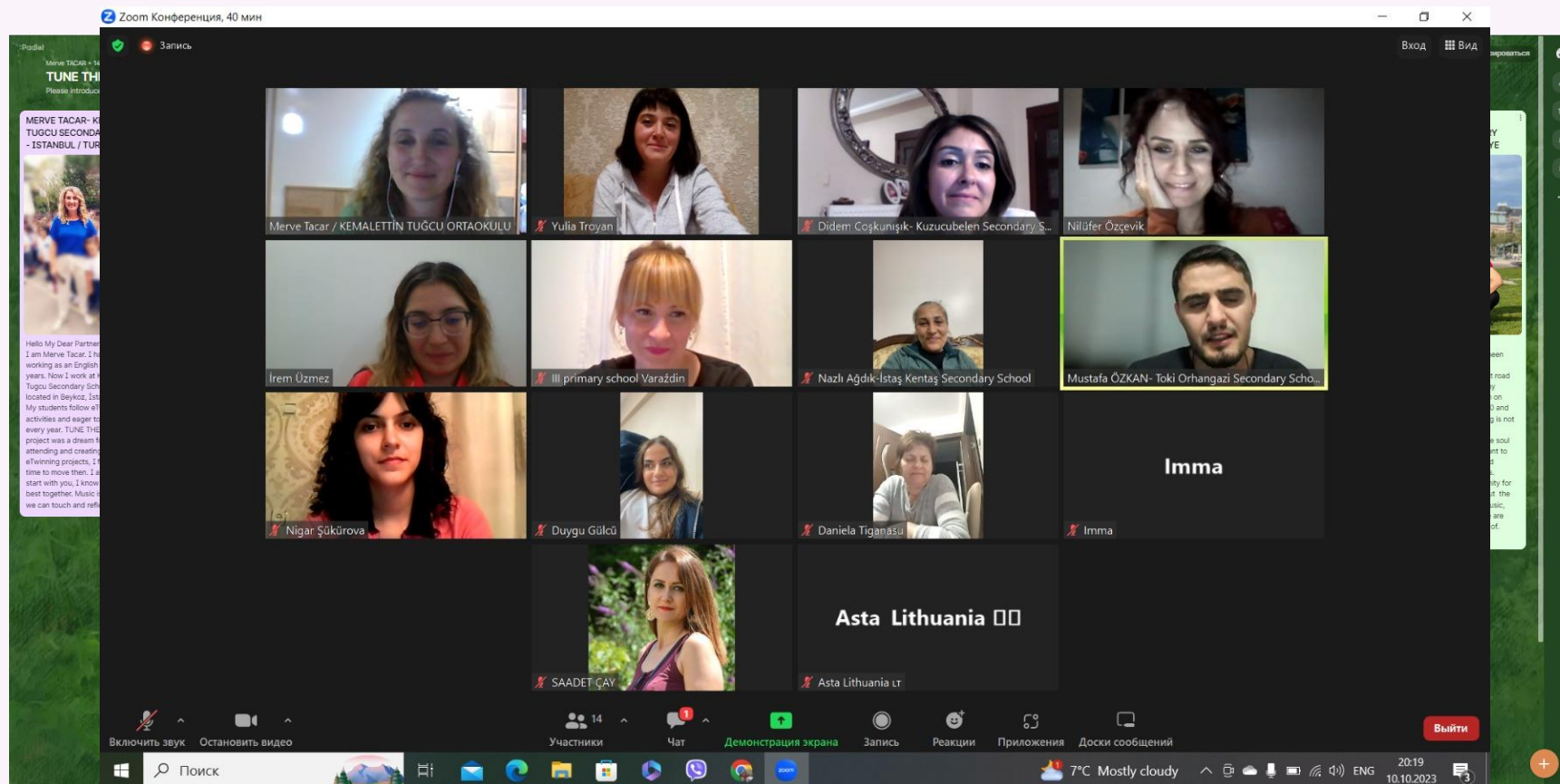
- Спілкування між учнями та вчителями
- Учні навчатимуться співпрацювати
- Учні збиратимуть інформацію разом
- Використання інтернет-ресурсів з метою знаходження корисної інформації
- Вдосконалення навичок та ключових компетентностей XXI століття

Команда проекту

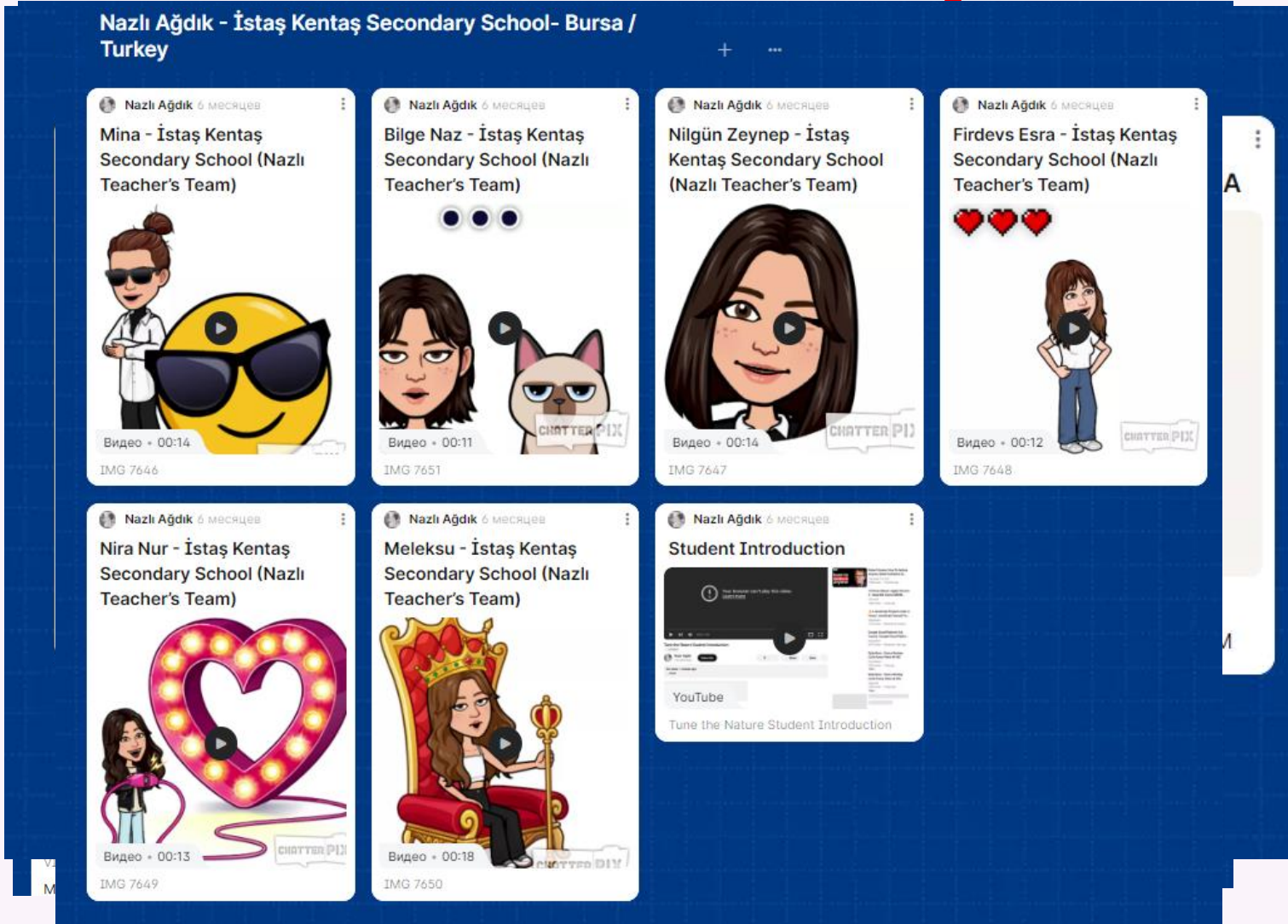
Старт проекту – 29.09.2023

Країна	Вчителі	Учні
★ Turkey	9	63
★ Croatia	1	8
★ Romania	1	10
★ Azerbaijan	1	8
★ Ukraine	1	11
★ Italy	1	8
★ Разом	14	108

1 етап. Знайомство: вчителі



1 етап. Знайомство: учні



1 етап. Знайомство: наші школи

TUNE THE NATURE-SCHOOL PRESENTATIONS

YULIA TROYAN- KHMELNYTSK COLLEGIUM NAMED AFTER V. KOZUBNIAK- UKRAINE

İREM ÜZMEZ - MARDIN MIDYAT ALTUNKAYA SECONDARY SCHOOL

DANIELA TANU- SCOLA GIMNAZIALA NR 1 MATCA-ROMANIA

NIGAR SHUKUROVA- BARDĀ, 4 NÖMRƏLİ TAM ORTA MƏKTƏB-AZERBAIJAN

NİLÜFER ÖZÇEVİK-İLKADIM ATATÜRK SECONDARY SCHOOL-SAMSUN/TURKEY

NAZLI AĞDIK - İSTAŞ KENTAS SİĞİRCİLERİ İLKADIM ORTAOKULU-SCHOOL- BURSA / TURKEY

KHMELNYTSKYI COLLEGIUM 16, UKRAINE

OUR SCHOOL

OUR COUNTRY

OUR SCHOOL PRESENTATION

İLKADIMATATÜRK SECONDARY SCHOOL PRESENTATION BY STUDENTS

OUR SCHOOL INTRODUCTION VIDEO

<https://voicethread.com/share/25176054/>

OUR COUNTRY AND CITY PRESENTATIONS

https://www.canva.com/design/DAFKITACgWwM/ZwQElwhn8JuEJld2ggEkw/view?utm_content=DAFKITACgWwM&utm_campaign=designshare&utm_medium=link2&utm_source=sharebutton

OUR SCHOOL

OUR CITY BARDĀ

Our Desserts

EXTRAORDINARY TURKISH DESSERTS

<https://digipad.app/p/534741/4d2a03530b671>

le village de I,ecole -Matca,Romania

WELCOME TO BARDĀ

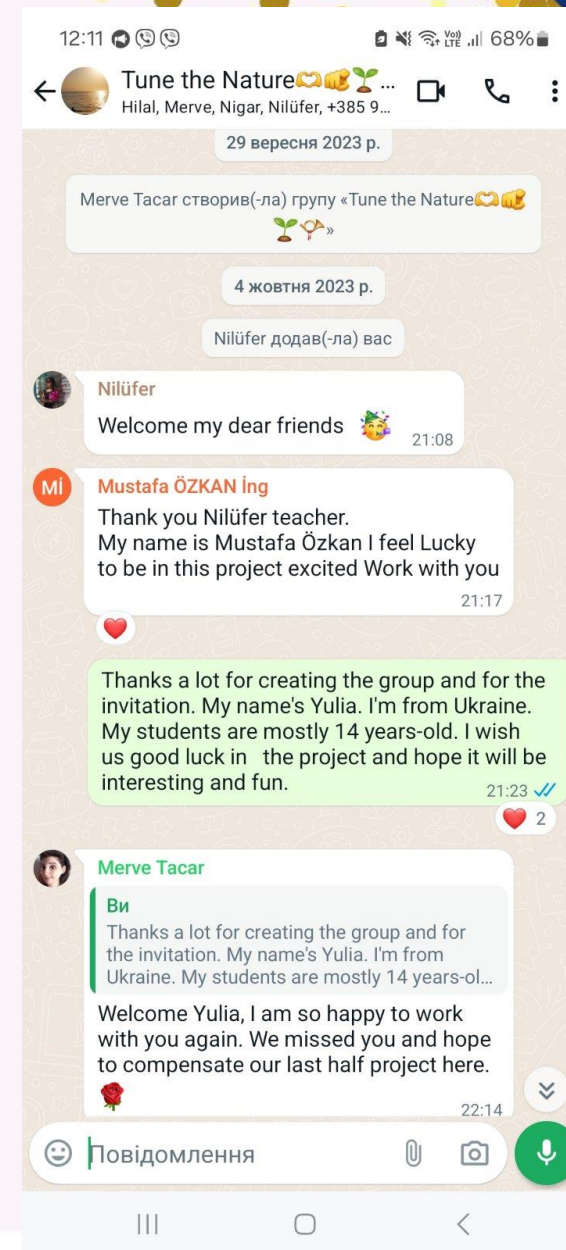
Спілкування: WhatsApp, teacher bulletin, zoom, email

CONTACT LIST-TUNE THE NATURE ☆ 🔒 ⓘ ☁

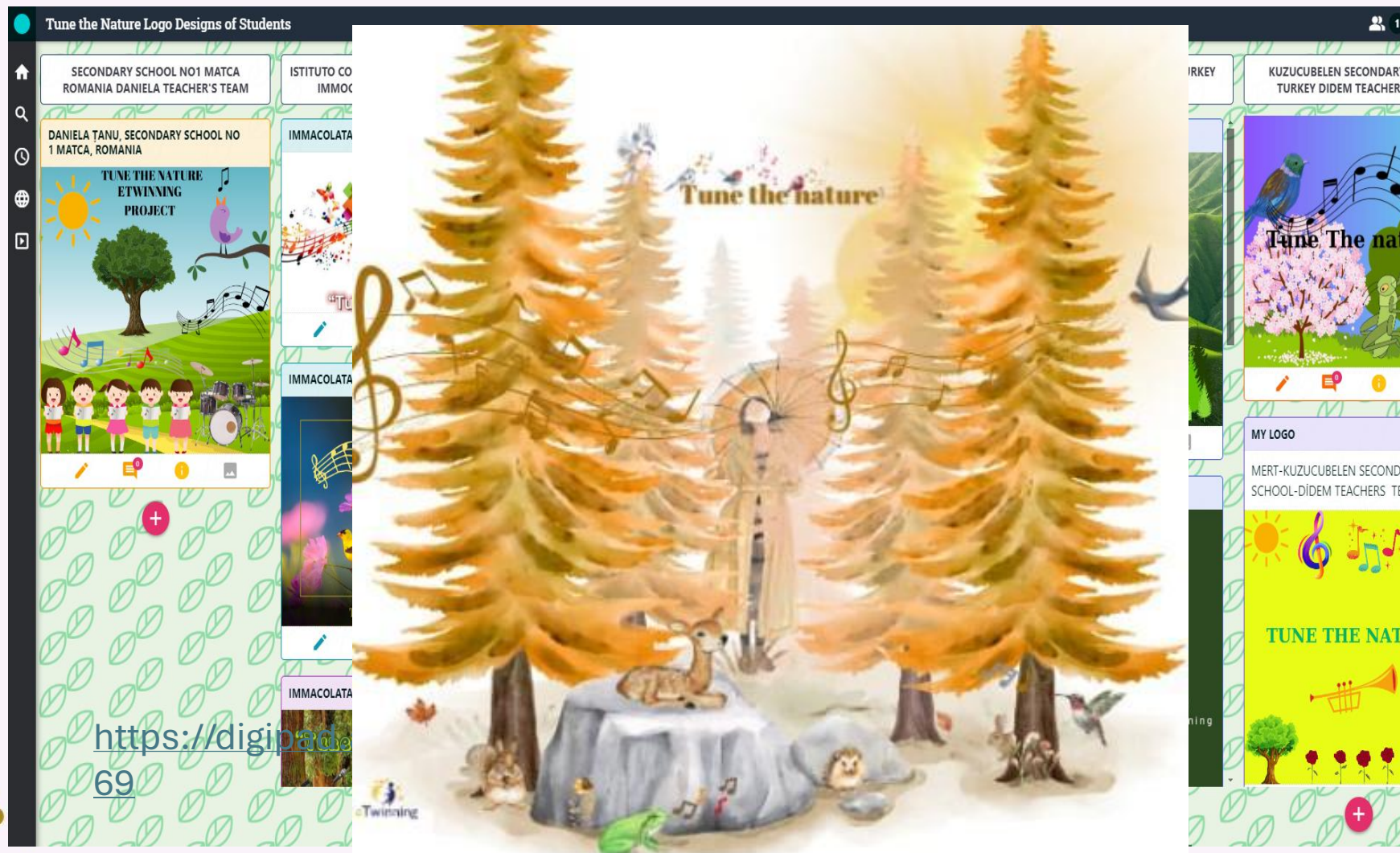
Файл Змінити Вигляд Інструменти Довідка

Запитати права редагування

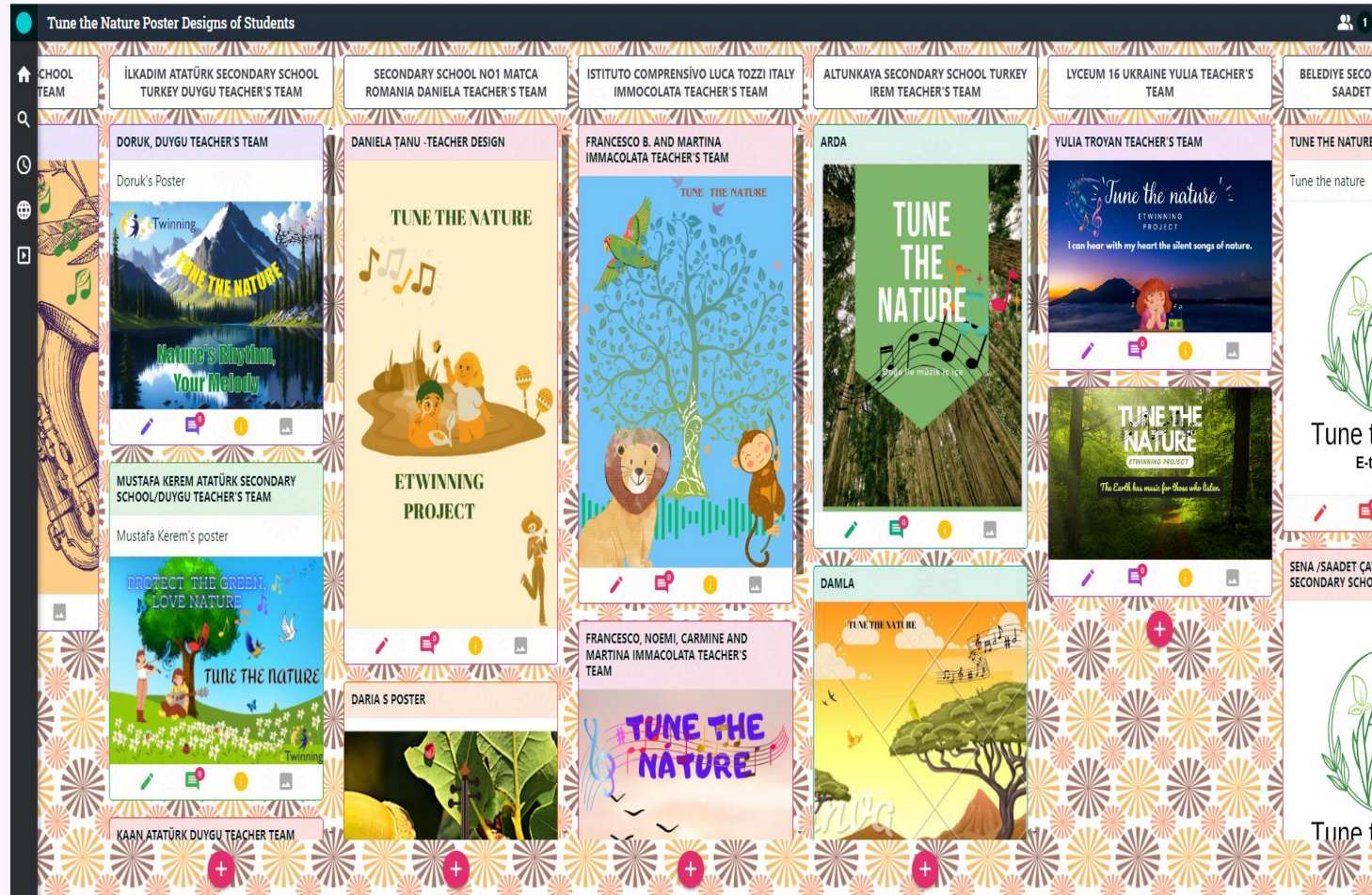
ÖZÇEVİK	ATATÜRK SECONDARY SCHOOL	.com	TURKIYE	education.ec.europa.eu/tr/uler/157550	
Immacolata CORVINO	ISTITUTO COMPRENSIVO LUCA TOZZI	imma.corvino25@gmail.com	Italy	https://school-education.ec.europa.eu/it/networking/people/n004buvr	
İREM ÜZMEZ	ALTUNKAYA SECONDARY SCHOOL	iremuzmez@hotmail.com	Mardin/TURKEY	https://school-education.ec.europa.eu/tr/networking/people/n00320gl	
Yulia Troyan	Lyceum 16	yuliyatrov@gmail.com	Khmelnyskyi/ Ukraine	http://kolegium16.km.ua/	
Saadet ÇAY	BELEDIYE SECONDARY SCHOOL	saadet_cay@hotmail.com	Samsun TURKIYE	https://school-education.ec.europa.eu/tr/networking/people/nulusoze	
DİDEM COŞKUNİŞİ	KUZUCUBEL EN	ddmdkbs@hotmail.com	MERSİN /TÜRKIYE	https://school-education.ec.europa.eu/	



2 етап: логотип проєкту



2 етап: постер проекту

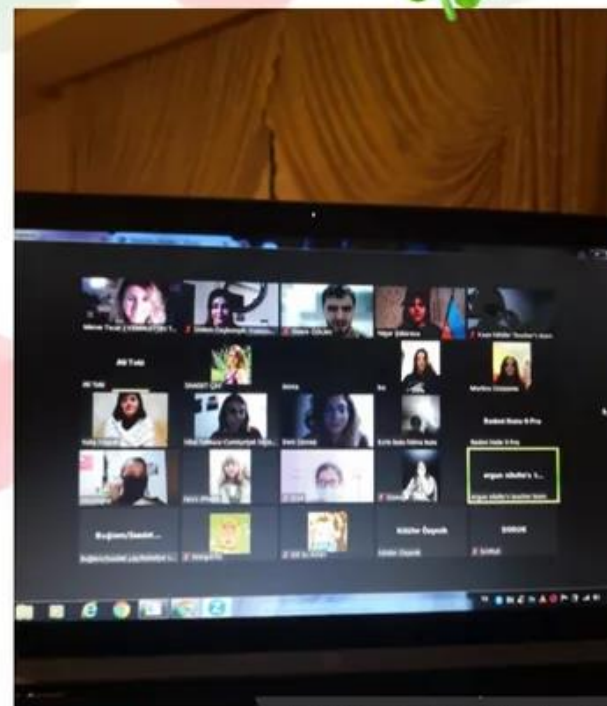
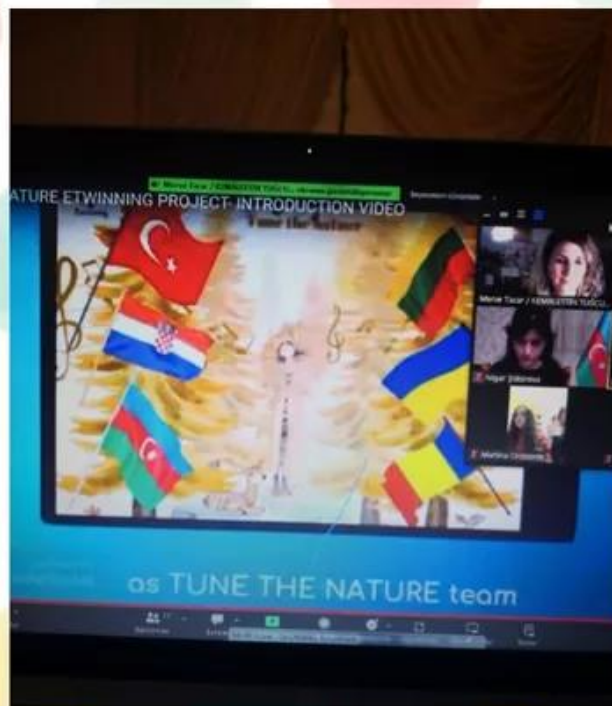


<https://digipad.app/p/527712/3ccf5d07db9b6>

2 етап: онлайн зустріч 10.11.2023



Tune the Nature



PIC•COLLAGE

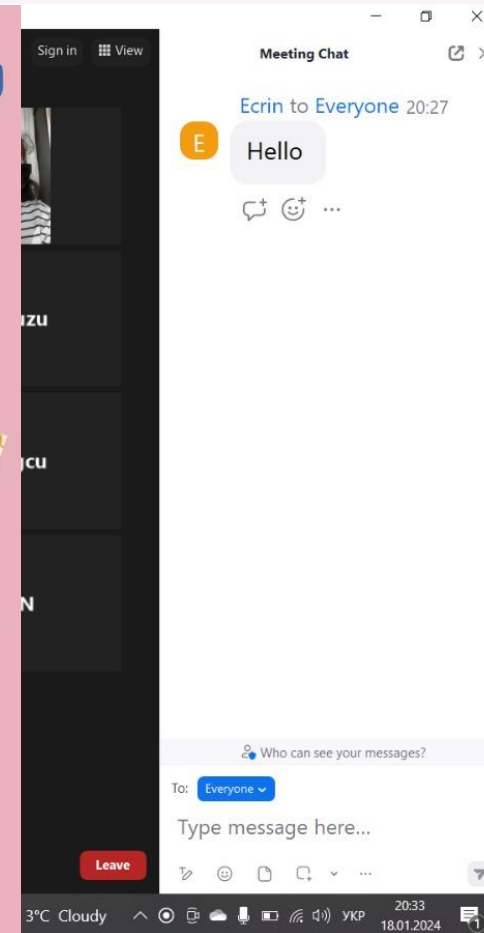
2 етап онлайн зустріч



3 етап: спільна презентація про музичні інструменти



Project partners' meeting
16, January



3 етап: спільна презентація про музичні інструменти

According to region and size, bağlama, Evran sazı, Bozaz, Çeşme, Kopuz, neva, cura, tambura, etc. The cura is the smallest member of the bağlama family: larger than the cura is the tambura, tuned an octave lower. The bağlama has three main parts, the bowl (called tekne), made from mulberry wood or juniper, beech, spruce or walnut, the spruce sound board and a neck of beech or juniper (sap). The tuning pegs are known as burgu (literally screw).

The bağlama is usually played with a mızrap or tezene made from cherrywood bark or plastic.

In some regions, it is played with the fingers in a style known as Şelpe or Şerpe.

TUNE THE NATURE

<https://www.canva.com/design/DAF2I8ZRfcA/8w8LEglB4D781wchsJyxUA/edit>

3 етап: вікторина про музичні інструменти

The screenshot displays a Zoom meeting window with a browser tab open to a Kahoot! quiz results page. The quiz title is "Le Triccheballacche". The results are as follows:

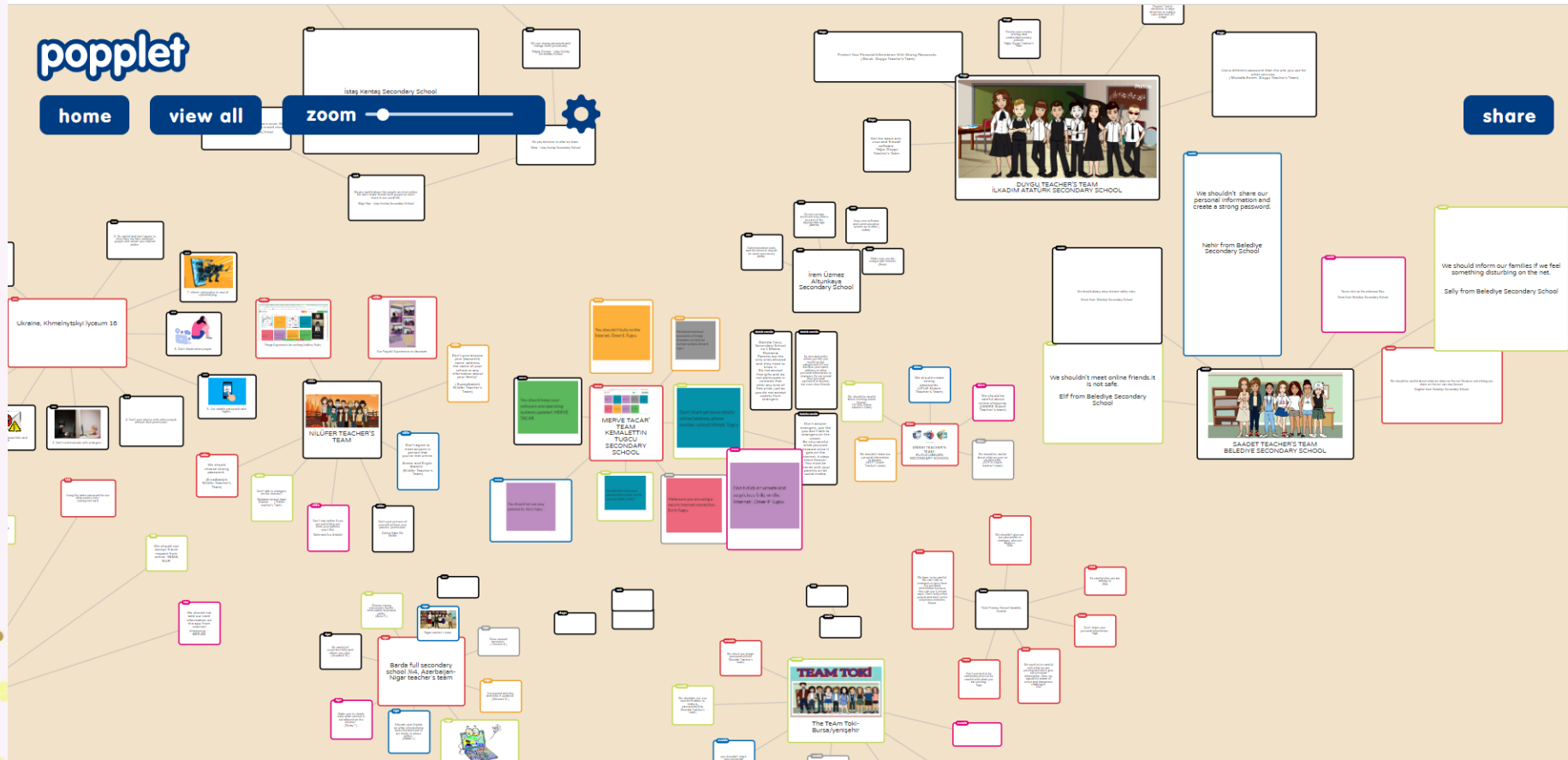
Rank	Participant	Score
1	Francesco V	8648
2	ANTONIO T	7284
3	margaritaUA	6725

On the right side of the screen, a list of participants is visible, including Yulia Troyan, Imma, Ecrin and fatma, EYMEN, and Kaia. A chat window at the bottom right shows a message from "eTwinning 9-B" with the text "Надя Панькова Юхуу".

<https://create.kahoot.it/share/ukrainian-musical-instruments/ab14d044-7c81-453f-a9f2-456fa628019b>

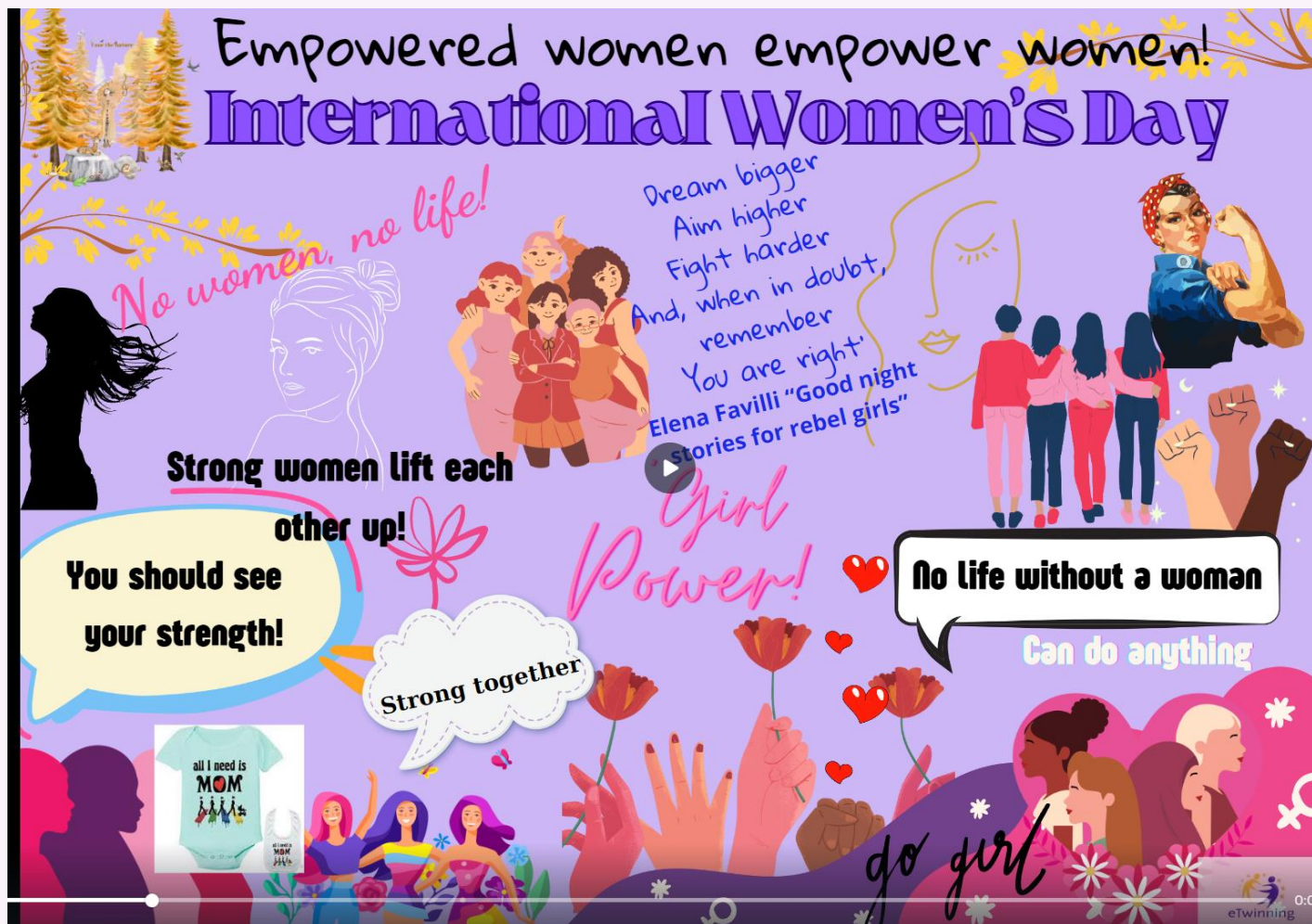
Safer Internet Day 2024

6, February



<https://app.popplet.com/#/p/7558962>

Міжнародний жіночий День



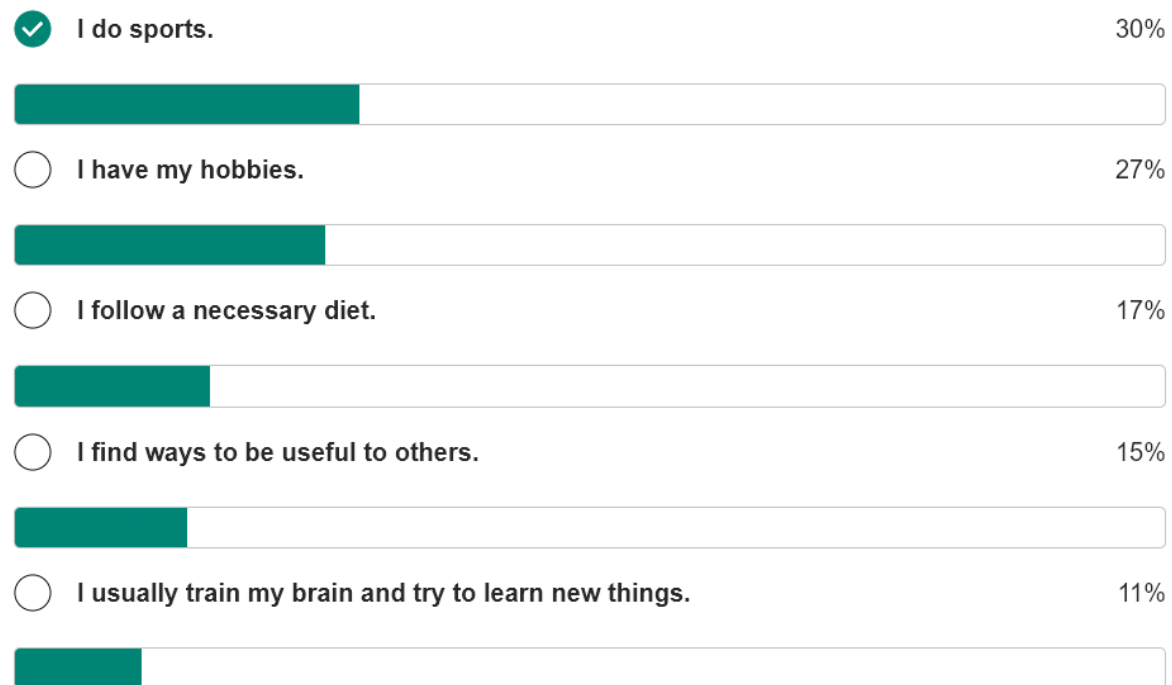
Всесвітній День щастя 20.03

The screenshot shows the StoryJumper website interface. At the top left is the StoryJumper logo. To its right are navigation links: Teachers, Parents, Library, Prices, and Help. A search bar with the placeholder text "Search books..." and a magnifying glass icon is located to the right of the navigation links. The main content area displays a digital book page. The left page (numbered 10) contains the text: *Ivanna F. Learning new skills helps you get new and knowledge-based perspectives in the world around you. It helps you gain new experiences, trains your brain to handle a wide range of challenges, and keeps your neural pathways active. All these factors combine to keep you healthy.* The right page (numbered 11) features a collage of five illustrations depicting people in various learning and work environments: a man writing at a desk, a woman writing at a desk, two women talking, two women at a desk, and a woman at a desk. Below the book page is a navigation bar with "< BEGINNING" on the left, a play button icon, a progress slider, and "END >" on the right. At the bottom center of the page is the text "FREE STORIES ONLINE".

Всесвітній День щастя 20.03

What do we do to take care of ourselves?

54 responses



<https://school-education.ec.europa.eu/en/etwinning/projects/tune-nature/twinspace/pages/well-being>

4етап: вгадуємо звуки природи

Padlet
Duygu Güllü + 47 • 21 дней
LISTEN AND GUESS SOUNDS OF THE NATURE
Our project students discover what the sounds they record in nature are. They listen to shared sounds and interpret them. What do you think this sound is?

Ataturk Secondary School
Duygu Teachers Team

Toki Orhangazi Secondary School
Turkey Mustafa Teacher's Team

Istaş Kentaş Secondary School
Turkey Nazlı Teacher's Team

Secondary School No1 Matca
ROMANIA Daniela Teacher's Team

ISTITUTO COMPRENSIVO LUCA TOZZI
ITALY IMMOCOLATA TEACHER'S TEAM

ALTUNKAYA SECONDARY SCHOOL
IREM TEACHER'S TEAM

LYCEUM 16
UKRAINE YULIA TEACHER'S TEAM

Ataturk Secondary School
Duygu Teachers

(TOKI Orhangazi secondary school Mustafa teacher's team)

Mina - İstaş Kentaş Secondary School / Nazlı Ağdık's Team

SECONDRY SCHOOL NO 1 MATCA, ROMANIA-3 RD GRADE-NICOLAS.DANIELA

#Francesco Biancarosa
Sound of...?

İrem Teacher's

Guess the sounds.

Wind sound

isra 5 месяцев
I think bird and wind

Ecrin Tugcu 5 месяцев
I think it is wind sound.

Wind sound (Mina İstaş)

Wind (Firdevs Esra İstaş)

Water sound

DANIELA ȚANU TEAM- SOUND OF NATURE

Water sound

Pouring sound

Pouring sound

Thunder

Ömer Mirza 5 месяцев
i think thunder sound

isra 5 месяцев
I think waterfull

Omererdem10 5 месяцев
Scary

Ecrin Tugcu 5 месяцев
Scary

Tuana Altunkaya 5 месяцев
rain

Rain or wind sound

Rain sound

Rain sound arda altunkaya

What sound is it?

[LISTEN AND GUESS SOUNDS OF THE NATURE \(padlet.com\)](https://padlet.com)

5 етап: командна робота. Написання вірша

Team moderators are;

1.Merve ☀️ Daniela 18th March-20th March starting will be announced

2.Nilüfer ☀️ Yulia

3 Ivana ☀️ irem

4.Mustafa ☀️ Imma

5.Nazlı ☀️ Nigar

6.Hilal ☀️ Saadet

7.Didem ☀️ Duygu

- This work is expected to be finished in a week which starts with the first group meeting. Each group moderators will lead the next group.

6 етап: створення музичних інструментів



6 етап: створення музичних інструментів

Україна



<https://youtube.com/shorts/x5coRYSCDKo?si=kDW1Jtqn-84-SLZO>

<https://youtu.be/8HJuhlXYIpw?si=-cffZej7YbJjUkZu>

<https://youtu.be/8Fl0vKTcgIE?si=G7ZGS3QU6GpjzmJ0>

Europe Day in Ukraine

2024

Контактна інформація:

Юлія Троян,
eTwinning-Ambassador
Хмельницька область
yuliyatroy@gmail.com

